



BERRY PAINTING FORAGE ART ACTIVITY

DIRECTED EXPLORATION OF THE PARK
FOR AGES 3+



SUPPLIES

Different types of berries

Yellow flowers

Paint brushes

Paper

Bowls or cups for each type of berry

FORAGE!

Berries are ripening on park – find wine berries, black berries, service berries, and blue berries.

(Try not to eat all your paint!)



STEP 1

Get some bowls or cups out and separate your berries by type



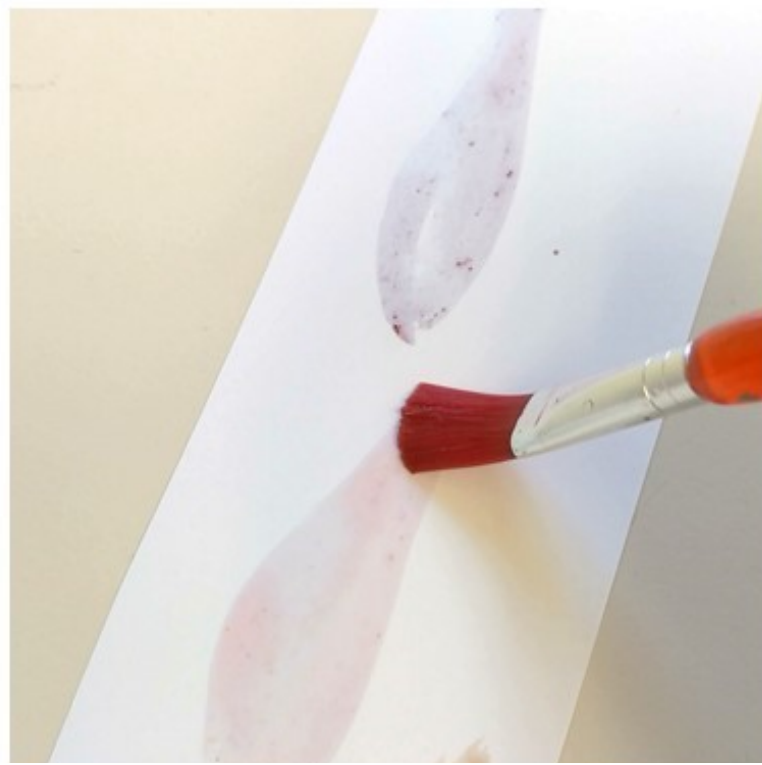
STEP 2

Smush your berries through a strainer with the back of a spoon





STEP 3

Once you have your berry paints (juice), test them (they'll dry a different color!!!)



STEP 4

Smush your
yellow flower in
spots on your
paper



STEP 5

Paint some
flower petals and
stems around the
spots



STEP 6

Watch the colors
change as they
dry!!!

